



CIRCUIT-BREAKER SIZE S0,  
FOR MOTOR PROTECTION, CLASS 10,  
A-REL. 2.2...3.2A, N-REL.42A,  
SCREW TERMINAL,  
STANDARD SWITCHING CAPACITY

### General technical data:

product brand name		SIRIUS
product designation		circuit breaker
Size of the circuit-breaker		S0
Number of poles / for main current circuit		3
Product function		
• removable terminal for auxiliary and control circuit		No
• overload protection		Yes
• phase disturbance recognition		Yes
• short-circuit to earth recognition		No
Product component		
• auxiliary switch		No
• undervoltage release mechanism		No
• trip indicator		No
Product extension		
• auxiliary switch		Yes
• optional / motor drive		No
Impulse voltage resistance / rated value	V	6,000
Protection class IP / on the front		IP20
Protection against electrical shock		finger-safe

<b>Installation altitude / at a height over sea level / maximum</b>	m	2,000
<b>Resistance against shock</b>		25g / 11 ms
<b>Ambient temperature</b>		
• during transport	°C	-50 ... +80
• during storage	°C	-50 ... +80
• during operating	°C	-20 ... +70
<b>Active power loss / total / typical</b>	W	6

<b>Main circuit:</b>		
<b>Operating voltage / rated value</b>	V	690
<b>type of voltage</b>		AC/DC
<b>Service power / at AC-3 / at 400 V / rated value</b>	kW	1.1
<b>Operational current / at AC-3 / at 400 V / rated value</b>	A	3.2
<b>Mechanical operating cycles as operating time / of the main contacts / typical</b>		100,000
<b>Frequency of operation / at AC-3 / according to IEC 60947-6-2</b>	1/h	15

<b>Auxiliary circuit:</b>		
<b>Number of change-over switches / for auxiliary contacts</b>		0

<b>Protection function:</b>		
<b>Trip class</b>		CLASS 10
<b>Adjustable response current / of the current-dependent overload release</b>	A	2.2 ... 3.2
<b>Breaking capacity limit short-circuit current (I<sub>cu</sub>)</b>		
• at 400 V / rated value	kA	100
• at 500 V / rated value	kA	100
• at 690 V / rated value	kA	8

<b>Installation/mounting/dimensions:</b>		
<b>Type of mounting</b>		screw and snap-on mounting onto 35 mm standard mounting rail according to DIN EN 50022
<b>mounting position</b>		any
<b>Depth</b>	mm	96
<b>Height</b>	mm	97
<b>Width</b>	mm	45

<b>Connections:</b>		
<b>Arrangement of electrical connectors / for main current circuit</b>		front side
<b>Design of the electrical connection</b>		
• for main current circuit		screw-type terminals
• for auxiliary and control current circuit		screw-type terminals
<b>Type of the connectable conductor cross-section</b>		

- for main contacts
  - solid
  - finely stranded
    - with conductor end processing
  - stranded
- for AWG conductors / for main contacts

2x (1 ... 2.5 mm²), 2x (2.5 ... 6 mm²)

2x (1 ... 2.5 mm²), 2x (2.5 ... 6 mm²)

2x (1 ... 2.5 mm²), 2x (2.5 ... 6 mm²)

2x (14 ... 10)

## Certificates/approvals:

### General Product Approval

### For use in hazardous locations

### Declaration of Conformity



CSA

GOST

KETI

UL

ATEX

EG-Konf.

### Test Certificates

[Special Test Certificate](#)

### Shipping Approval



ABS

BUREAU VERITAS

DNV

GL

LRS

RMRS

### other

[Confirmation](#)

[Declaration of Conformity](#)

[other](#)

[Environmental Confirmations](#)

## Further information:

### Information- and Downloadcenter (Catalogs, Brochures,...)

<http://www.siemens.com/industrial-controls/catalogs>

### Industry Mall (Online ordering system)

<http://www.siemens.com/industrial-controls/mall>

### Cax online generator:

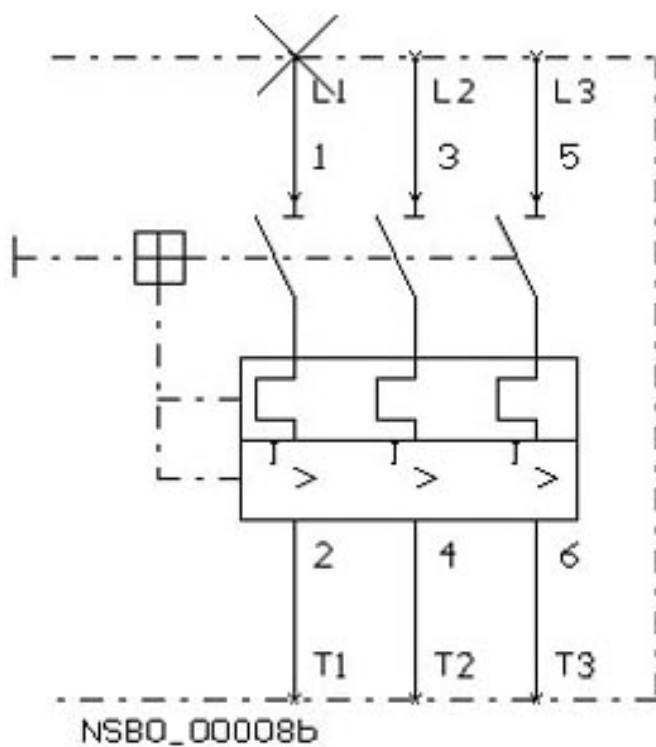
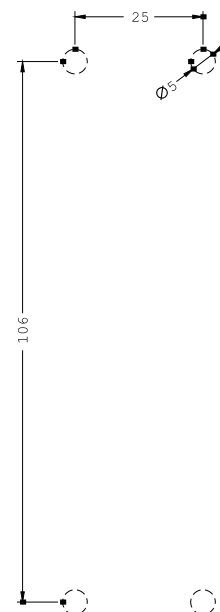
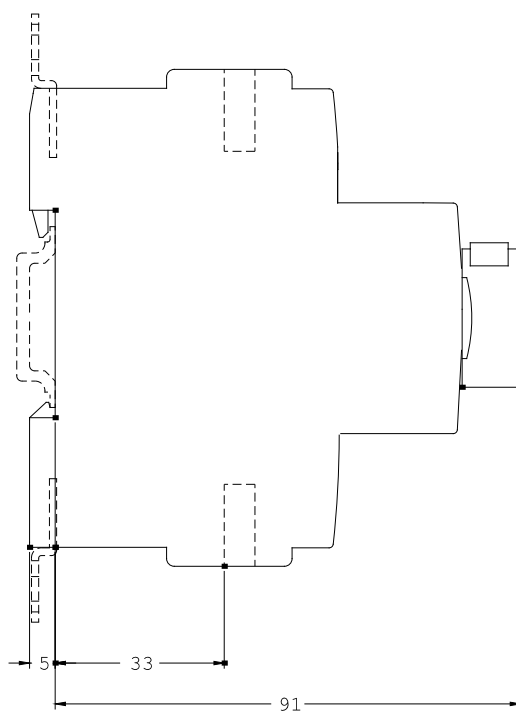
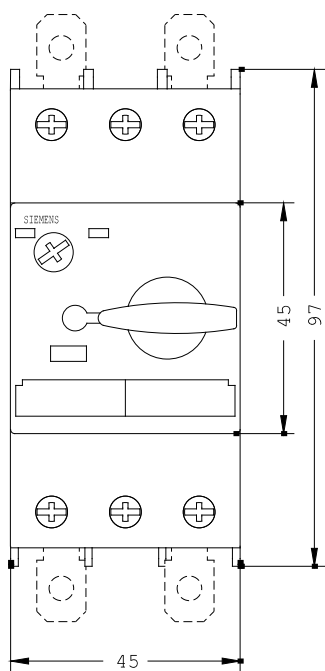
<http://www.siemens.com/cax>

### Service&Support (Manuals, Certificates, Characteristics, FAQs,...)

<http://support.automation.siemens.com/WW/view/en/3RV1021-1DA10/all>

### Image database (product images, 2D dimension drawings, 3D models, device circuit diagrams, ...)

[http://www.automation.siemens.com/bilddb/cax\\_en.aspx?mlfb=3RV1021-1DA10](http://www.automation.siemens.com/bilddb/cax_en.aspx?mlfb=3RV1021-1DA10)



last change:

Feb 26, 2013