



CONTACTOR, AC-3 4 KW/400 V, 1 NO,
DC 110 V, 3-POLE, SIZE S00,
SCREW CONNECTION

General details:		
product brand name		SIRIUS
product designation		power contactor
Size of the contactor		S00
Protection class IP / on the front		IP20
Degree of pollution		3
Installation altitude / at a height over sea level / maximum	m	2,000
Ambient temperature / during operating	°C	-25 ... +60
Active power loss / per conductor / typical	W	0.7
Item designation		
• according to DIN EN 61346-2		Q
• according to DIN 40719 extendable after IEC 204-2 / according to IEC 750		K
Mechanical operating cycles as operating time		
• of the contactor / typical		30,000,000
• of the contactor with added auxiliary switch block / typical		10,000,000
• of the contactor with added electronics-compatible auxiliary switch block / typical		5,000,000
Main circuit:		
Number of poles / for main current circuit		3

Number of NC contacts / for main contacts		0
Number of NO contacts / for main contacts		3
Operating current / at AC-1 / at 400 V / at 40 °C ambient temperature / rated value	A	22
Operating current / at AC-1 / at 400 V / at 60 °C ambient temperature / rated value	A	20
Operating current		
• at AC-3 / at 400 V / rated value	A	9
• with 1 current path		
• at DC-1		
• at 24 V / rated value	A	20
• at 110 V / rated value	A	2.1
• at DC-3 / at DC-5		
• at 24 V / rated value	A	20
• at 110 V / rated value	A	0.15
• with 2 current paths in series		
• at DC-1		
• at 24 V / rated value	A	20
• at 110 V / rated value	A	12
• at DC-3 / at DC-5		
• at 24 V / rated value	A	20
• at 110 V / rated value	A	0.35
• with 3 current paths in series		
• at DC-1		
• at 24 V / rated value	A	20
• at 110 V / rated value	A	20
• at DC-3 / at DC-5		
• at 24 V / rated value	A	20
• at 110 V / rated value	A	20
Service power		
• at AC-1 / at 400 V / rated value	kW	13
• at AC-2 / at 400 V / rated value	kW	4
• at AC-3		
• at 400 V / rated value	kW	4
• at 500 V / rated value	kW	4.5
• at 690 V / rated value	kW	5.5
Control circuit:		
Design of activation		conventional
Type of voltage / of the controlled supply voltage		DC
Control supply voltage / 1		

- for DC

- rated value

V

110

Auxiliary circuit:

Contact reliability / of the auxiliary contacts

1 faulty switching per 100 million (17 V, 1 mA)

Number of NC contacts / for auxiliary contacts

- instantaneous switching
- lagging switching

0

0

Number of NO contacts / for auxiliary contacts

- instantaneous switching
- leading switching

1

0

Operating current / of the auxiliary contacts

- at AC-12 / maximum
- at AC-15
 - at 230 V
 - at 400 V
- at DC-12
 - at 60 V
 - at 110 V
 - at 220 V
- at DC-13
 - at 24 V
 - at 60 V
 - at 110 V
 - at 220 V

A

10

A

6

A

3

A

6

A

3

A

1

A

10

A

2

A

1

A

0.3

Short-circuit:

Design of the fuse link

- for short-circuit protection of the auxiliary switch / required
- for short-circuit protection of the main circuit
 - with type of assignment 1 / required
 - at type of coordination 2 / required

fuse gL/gG: 10 A

fuse gL/gG: 35 A

fuse gL/gG: 20 A

Installation/mounting/dimensions:

Type of mounting

screw and snap-on mounting onto 35 mm standard mounting rail according to DIN EN 50022

series installation

Yes

Width

mm

45

Height

mm

57.5

Depth

mm

72

Distance, to be maintained, to earthed part / sideways

mm

6

Connection type:

Design of the electrical connection

- for main current circuit
- for auxiliary and control current circuit

screw-type terminals

screw-type terminals

Identification number and letter for switching elements

10 E

Certificates/approvals:

General Product Approval

Functional Safety / Safety of Machinery



CQC



CSA

[KETI](#)

[ROSTEST](#)



UL

[SUVA](#)

Test Certificates

[Manufacturer](#)

Shipping Approval



ABS



BUREAU
VERITAS



DNV



GL



LRS



PRS

Shipping Approval

other



RMRS

[Manufacturer](#)

[other](#)

Further information:

Information- and Downloadcenter (Catalogs, Brochures,...)

<http://www.siemens.com/industrial-controls/catalogs>

Industry Mall (Online ordering system)

<http://www.siemens.com/industrial-controls/mall>

CAX-Online-Generator

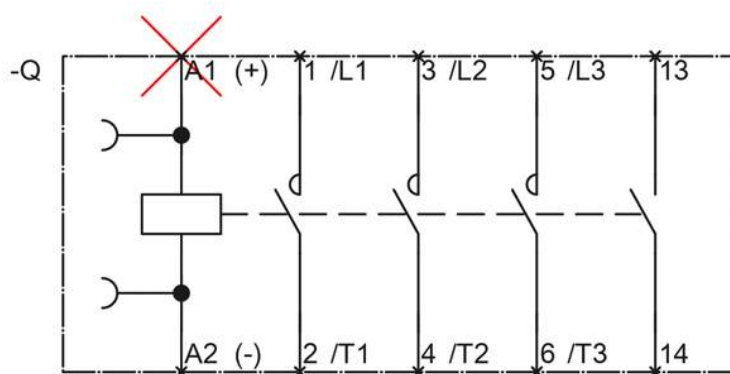
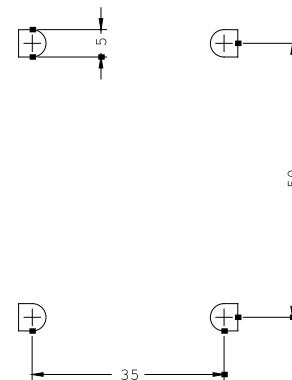
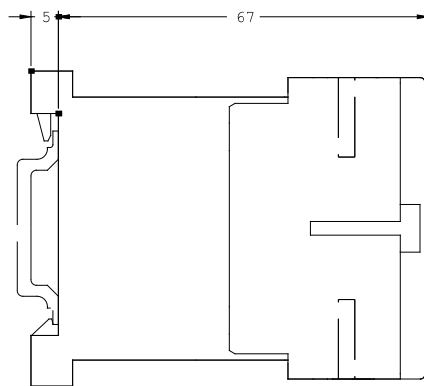
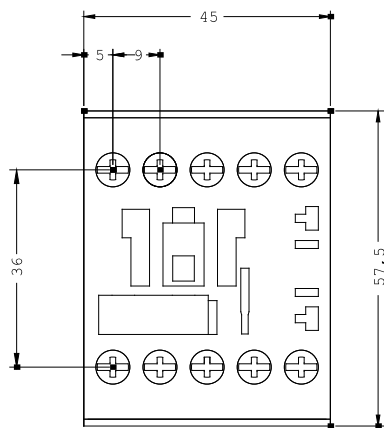
<http://www.siemens.com/cax>

Service&Support (Manuals, Certificates, Characteristics, FAQs,...)

<http://support.automation.siemens.com/WW/view/en/3RT1016-1BF41/all>

Image database (product images, 2D dimension drawings, 3D models, device circuit diagrams, ...)

http://www.automation.siemens.com/bilddb/cax_en.aspx?mlfb=3RT1016-1BF41



last change:

Feb 10, 2012