

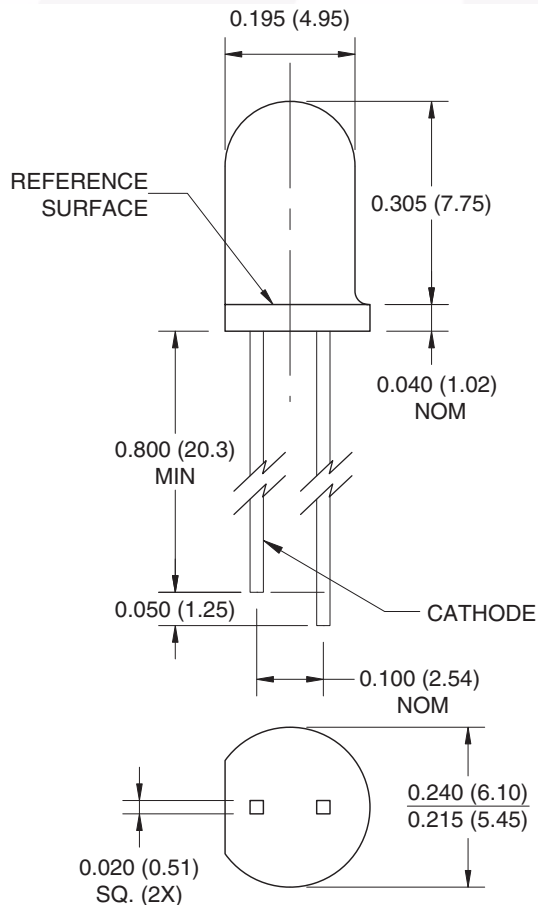
QSD2030F

Plastic Silicon Photodiode

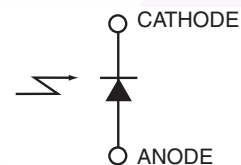
Features

- PIN photodiode
- Package type: T-1 3/4 (5mm lens diameter)
- Wide reception angle, 40°
- Daylight filter
- Package material and color: black epoxy
- High sensitivity
- Peak sensitivity $\lambda = 880\text{nm}$
- Radiant sensitive area: 1mm x 1mm

Package Dimensions



Schematic



Notes:

1. Dimensions for all drawings are in inches (mm).
2. Tolerance of ± 0.010 (0.25) on all non-nominal dimensions unless otherwise specified.

Absolute Maximum Ratings ($T_A = 25^\circ\text{C}$ unless otherwise specified)

Stresses exceeding the absolute maximum ratings may damage the device. The device may not function or be operable above the recommended operating conditions and stressing the parts to these levels is not recommended. In addition, extended exposure to stresses above the recommended operating conditions may affect device reliability. The absolute maximum ratings are stress ratings only.

Symbol	Parameter	Rating	Unit
T_{OPR}	Operating Temperature	-40 to +100	$^\circ\text{C}$
T_{STG}	Storage Temperature	-40 to +100	$^\circ\text{C}$
$T_{\text{SOL-I}}$	Soldering Temperature (Iron) ^(2,3,4)	240 for 5 sec	$^\circ\text{C}$
$T_{\text{SOL-F}}$	Soldering Temperature (Flow) ^(2,3)	260 for 10 sec	$^\circ\text{C}$
V_{BR}	Reverse Breakdown Voltage	50	V
P_{D}	Power Dissipation ⁽¹⁾	100	mW

Notes:

1. Derate power dissipation linearly 1.33mW/ $^\circ\text{C}$ above 25°C .
2. RMA flux is recommended.
3. Methanol or isopropyl alcohols are recommended as cleaning agents.
4. Soldering iron 1/16" (1.6mm) minimum from housing.

Electrical/Optical Characteristics ($T_A = 25^\circ\text{C}$)

Symbol	Parameter	Test Conditions	Min.	Typ.	Max.	Units
λ_{PS}	Peak Sensitivity Wavelength			880		nm
λ_{SR}	Wavelength Sensitivity Range		700		1100	nm
Θ	Reception Angle			± 20		$^\circ$
V_{F}	Forward Voltage	$I_{\text{F}} = 80\text{mA}$		1.3		V
I_{D}	Reverse Dark Current	$V_{\text{R}} = 10\text{V}$, $E_{\text{e}} = 0$			10	nA
I_{L}	Reverse Light Current	$E_{\text{e}} = 0.5\text{mW}/\text{cm}^2$, $V_{\text{R}} = 5\text{V}$, $\lambda = 950\text{nm}$	15	25		μA
C	Capacitance	$V_{\text{R}} = 0$, $f = 1\text{MHz}$, $E_{\text{e}} = 0$		60		pF
t_{r}	Rise Time	$V_{\text{R}} = 5\text{V}$, $R_{\text{L}} = 50\Omega$, $\lambda = 950\text{nm}$		5		ns
t_{f}	Fall Time			5		

Typical Performance Characteristics

Figure 1. Reverse Light Current vs. Emitter Output Power

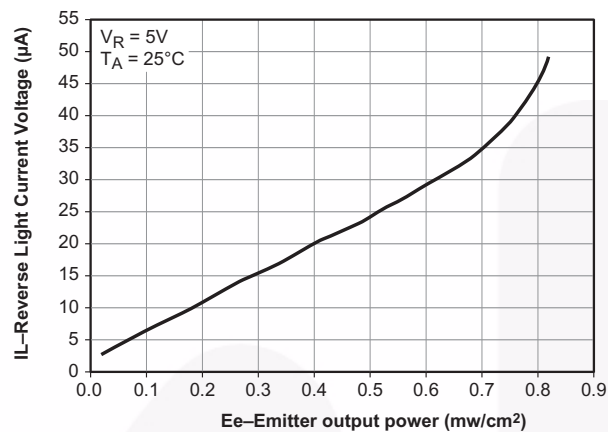


Figure 2. Angular Response

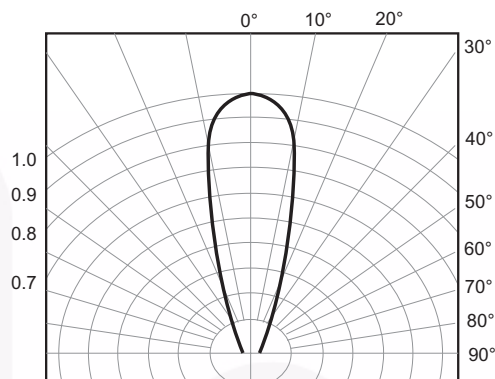


Figure 3. Capacitance vs. Reverse Voltage

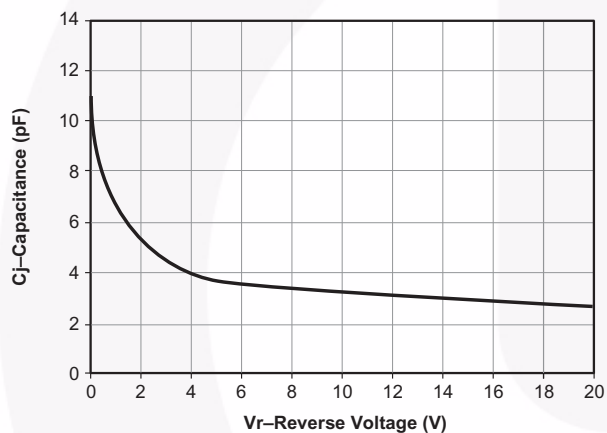
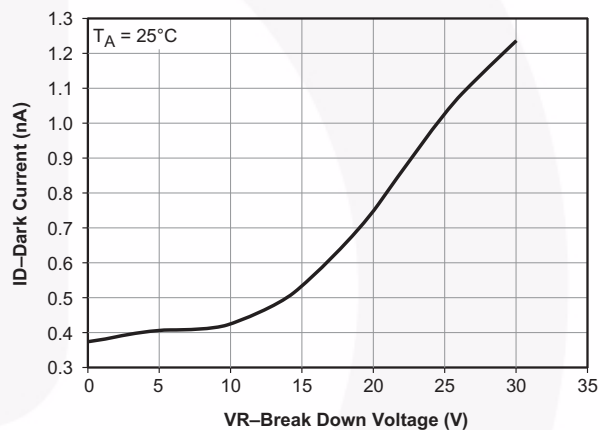




Figure 4. Dark Current vs. Reverse Voltage





TRADEMARKS

The following includes registered and unregistered trademarks and service marks, owned by Fairchild Semiconductor and/or its global subsidiaries, and is not intended to be an exhaustive list of all such trademarks.

ACEx [®]	FPS [™]	PDP-SPM [™]	SyncFET [™]
Build it Now [™]	FRFET [®]	Power220 [®]	SYSTEM [®]
CorePLUS [™]	Global Power Resource SM	Power247 [®]	GENERAL
CROSSVOLT [™]	Green FPS [™]	POWEREDGE [®]	The Power Franchise [®]
CTL [™]	Green FPS [™] e-Series [™]	Power-SPM [™]	the
Current Transfer Logic [™]	GTO [™]	PowerTrench [®]	power [™]
EcoSPARK [®]	i-Lo [™]	Programmable Active Droop [™]	franchise
EZSWITCH [™] *	IntelliMAX [™]	QFET [®]	TinyBoost [™]
	ISOPLANAR [™]	QST [™]	TinyBuck [™]
	MegaBuck [™]	QT Optoelectronics [™]	TinyLogic [®]
Fairchild [®]	MICROCOUPLER [™]	Quiet Series [™]	TINYOPTO [™]
Fairchild Semiconductor [®]	MicroFET [™]	RapidConfigure [™]	TinyPower [™]
FACT Quiet Series [™]	MicroPak [™]	SMART START [™]	TinyPWM [™]
FACT [®]	MillerDrive [™]	SPM [®]	TinyWire [™]
FAST [®]	Motion-SPM [™]	STEALTH [™]	μSerDes [™]
FastvCore [™]	OPTOLOGIC [®]	SuperFET [™]	UHC [®]
FlashWriter [®] *	OPTOPLANAR [®]	SuperSOT [™] -3	Ultra FRFET [™]
		SuperSOT [™] -6	UniFET [™]
		SuperSOT [™] -8	VCX [™]

* EZSWITCH[™] and FlashWriter[®] are trademarks of System General Corporation, used under license by Fairchild Semiconductor.

DISCLAIMER

FAIRCHILD SEMICONDUCTOR RESERVES THE RIGHT TO MAKE CHANGES WITHOUT FURTHER NOTICE TO ANY PRODUCTS HEREIN TO IMPROVE RELIABILITY, FUNCTION, OR DESIGN. FAIRCHILD DOES NOT ASSUME ANY LIABILITY ARISING OUT OF THE APPLICATION OR USE OF ANY PRODUCT OR CIRCUIT DESCRIBED HEREIN; NEITHER DOES IT CONVEY ANY LICENSE UNDER ITS PATENT RIGHTS, NOR THE RIGHTS OF OTHERS. THESE SPECIFICATIONS DO NOT EXPAND THE TERMS OF FAIRCHILD'S WORLDWIDE TERMS AND CONDITIONS, SPECIFICALLY THE WARRANTY THEREIN, WHICH COVERS THESE PRODUCTS.

LIFE SUPPORT POLICY

FAIRCHILD'S PRODUCTS ARE NOT AUTHORIZED FOR USE AS CRITICAL COMPONENTS IN LIFE SUPPORT DEVICES OR SYSTEMS WITHOUT THE EXPRESS WRITTEN APPROVAL OF FAIRCHILD SEMICONDUCTOR CORPORATION.

As used herein:

1. Life support devices or systems are devices or systems which, (a) are intended for surgical implant into the body or (b) support or sustain life, and (c) whose failure to perform when properly used in accordance with instructions for use provided in the labeling, can be reasonably expected to result in a significant injury of the user.
2. A critical component in any component of a life support, device, or system whose failure to perform can be reasonably expected to cause the failure of the life support device or system, or to affect its safety or effectiveness.

PRODUCT STATUS DEFINITIONS

Definition of Terms

Datasheet Identification	Product Status	Definition
Advance Information	Formative or In Design	This datasheet contains the design specifications for product development. Specifications may change in any manner without notice.
Preliminary	First Production	This datasheet contains preliminary data; supplementary data will be published at a later date. Fairchild Semiconductor reserves the right to make changes at any time without notice to improve design.
No Identification Needed	Full Production	This datasheet contains final specifications. Fairchild Semiconductor reserves the right to make changes at any time without notice to improve the design.
Obsolete	Not In Production	This datasheet contains specifications on a product that has been discontinued by Fairchild Semiconductor. The datasheet is printed for reference information only.

Rev. I32