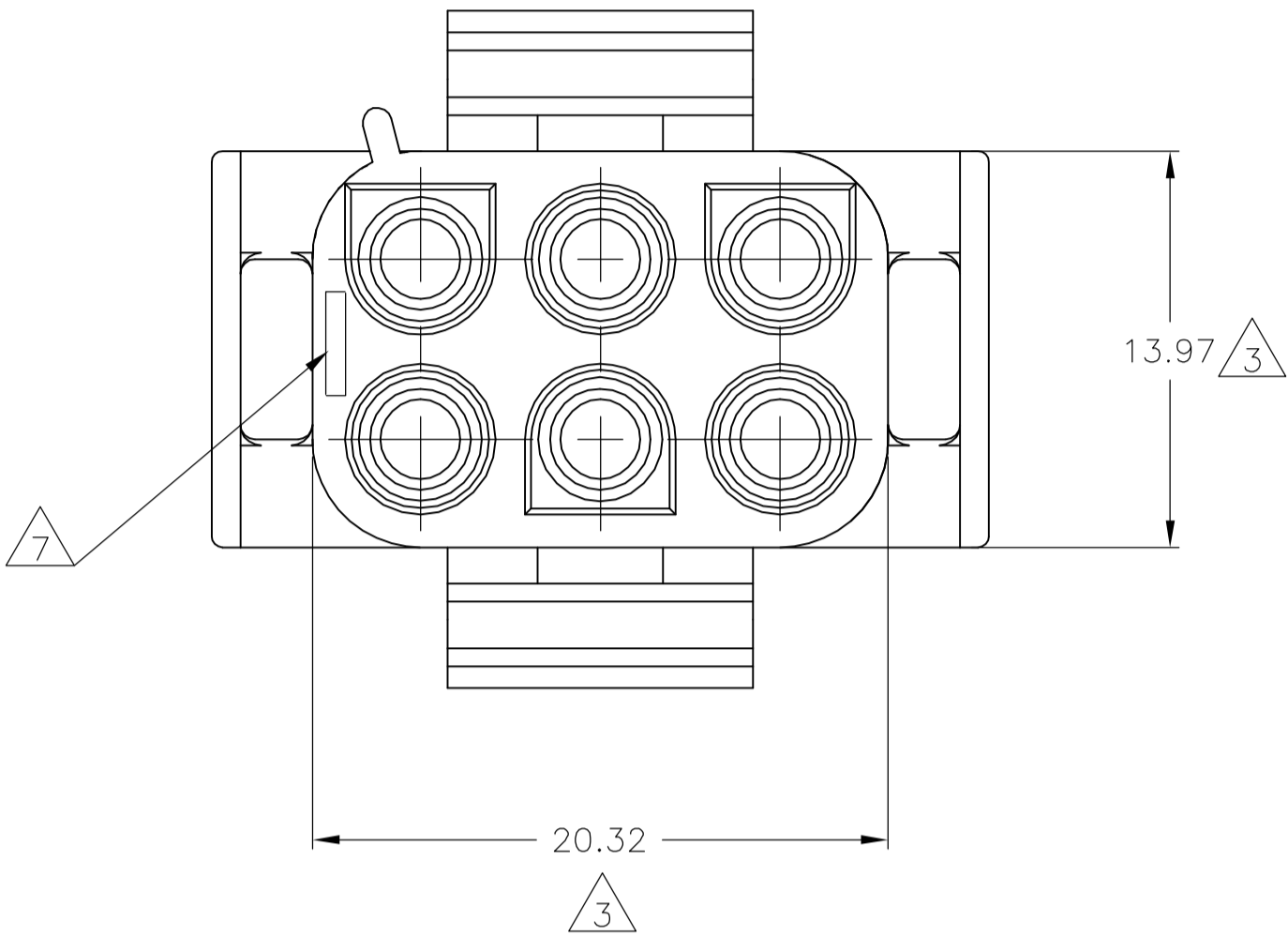
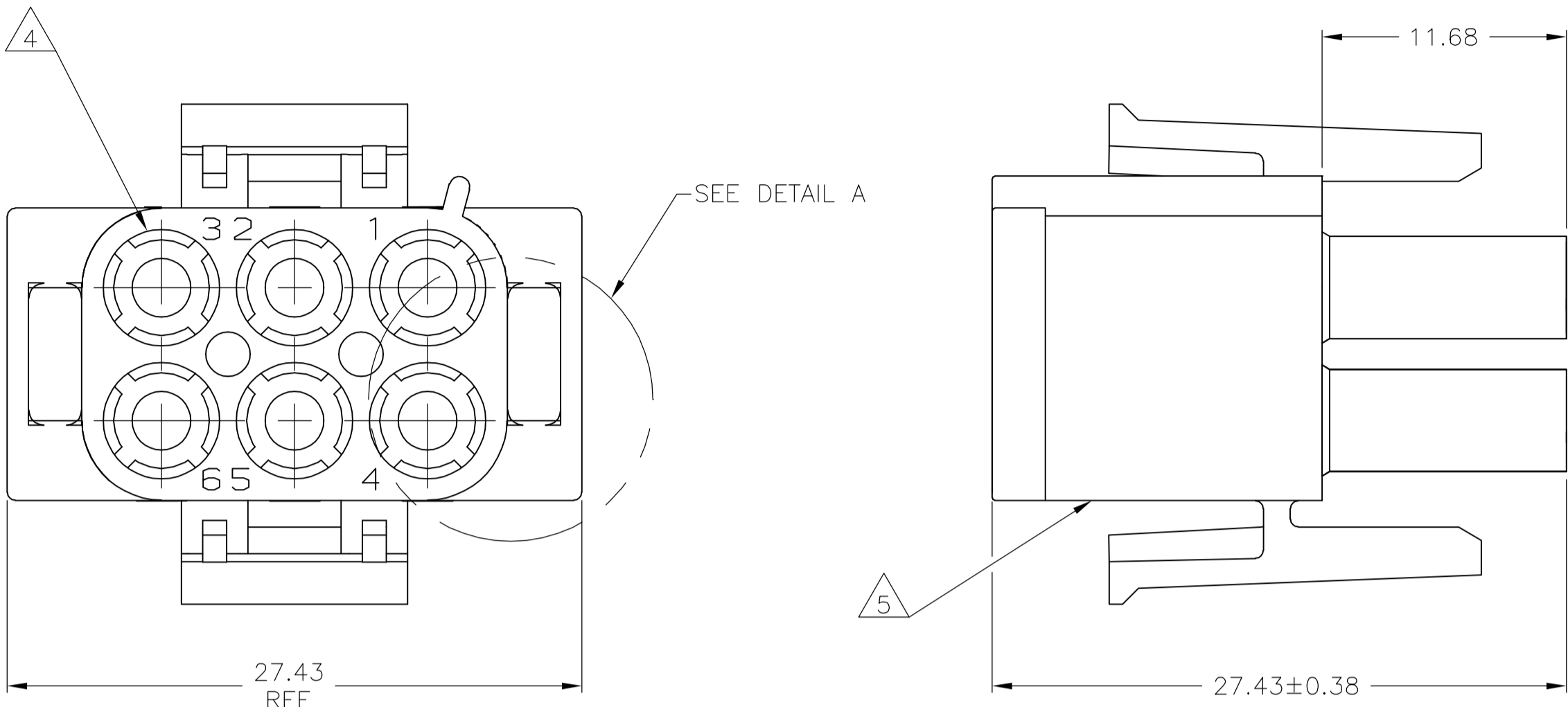
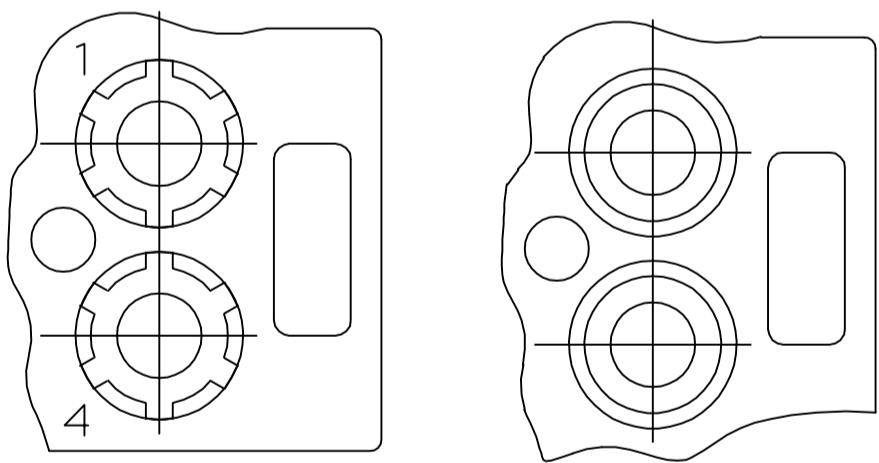
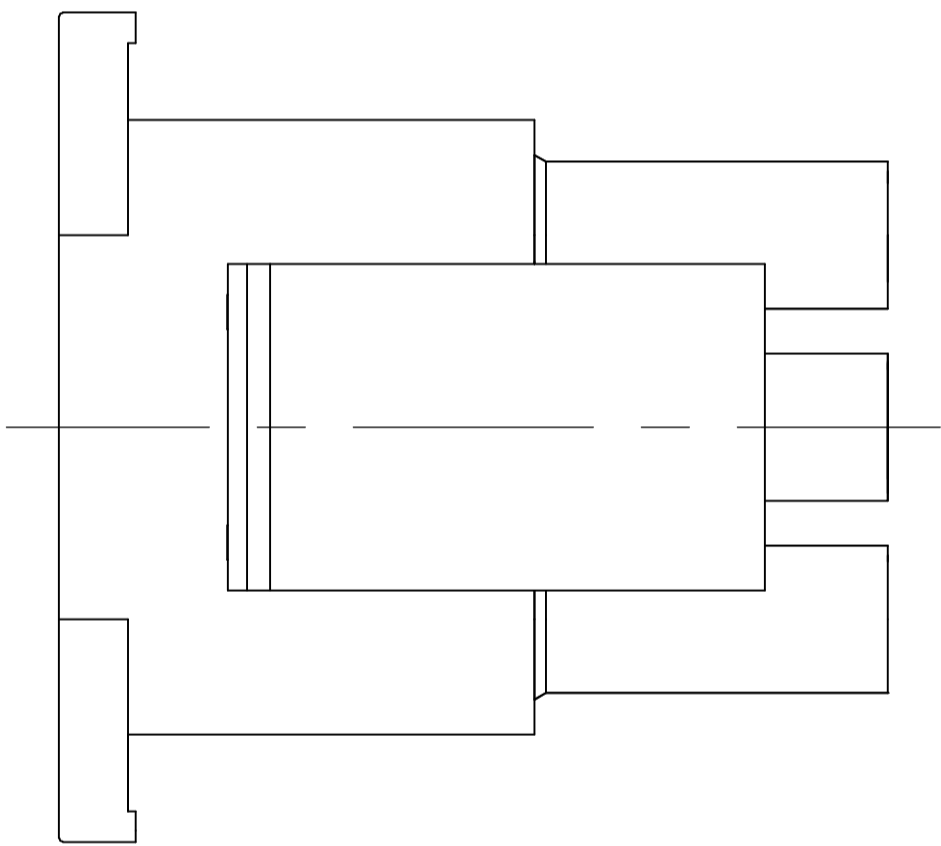


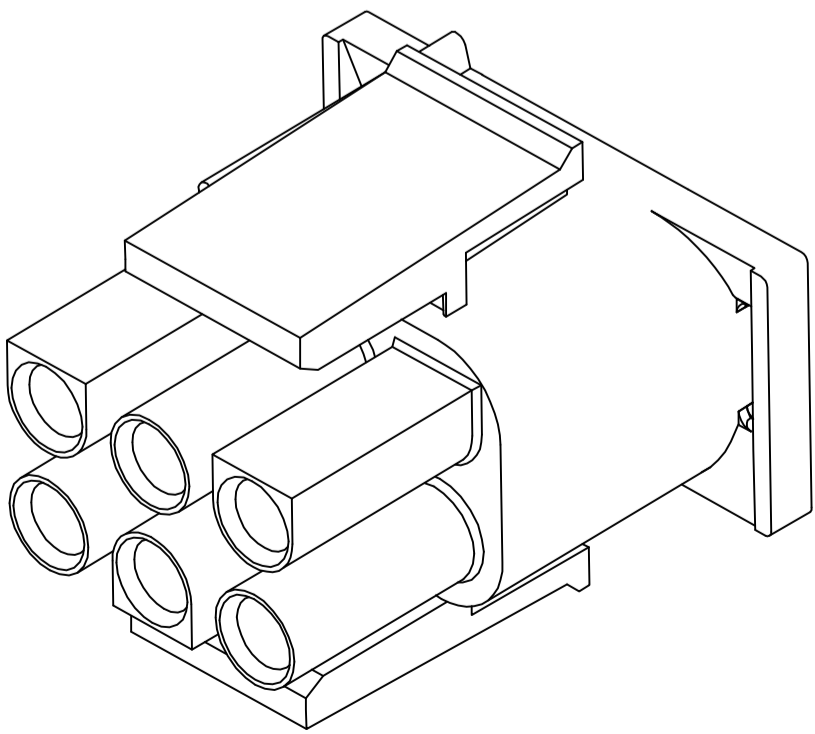
LOC		DIST		REVISIONS				
CM	00	P	LTR	DESCRIPTION	DATE	DWN	APVD	
			AP	ECO-06-013891	01SEP06	BSV	GSR	



1. MATES WITH APPROPRIATE UNIVERSAL MATE-N-LOK™ CAP OR HEADER.
2. SMALL NICKS ARE PERMITTED ON THE CIRCUIT TOWERS WHICH COULD INCREASE THE INITIAL HOUSING MATING FORCE BY UP TO 4.4 NEWTONS [1.0 LBS]. NO INDIVIDUAL NICKED TOWER SHALL INCREASE THIS FORCE BY OVER 2.2 NEWTONS [.5 LBS].
3. DIMENSION INDICATED IS AS MOLDED. ADDITIONAL GROWTH DUE TO SUBSEQUENT MOISTURE ABSORPTION MAY OCCUR.
4. FOUR RIBS EQUALLY SPACED, NO SPECIFIC ORIENTATION. NO RIBS OR SIX RIBS EQUALLY SPACED, NO SPECIFIC ORIENTATION, OPTIONAL.
5. UNDERWRITERS RECOGNIZED COMPONENT LOGO AND CSA CERTIFICATION LOGO TO BE LOCATED ONCE EACH ON SIDE OF HOUSING.
6. MANUFACTURING LOCATION ID ON SIDE OF HOUSING (OPTIONAL).
7. TRADEMARK LOCATION (AMP OR TYCO).



DETAIL A
OPTIONAL CONSTRUCTIONS



3-DIMENSIONAL MODEL
NTS

27.43	1.080
20.32	.800
13.97	.550
11.68	.460
0.38	.015
0.13	.005
MM	IN
CONVERSION TABLE	

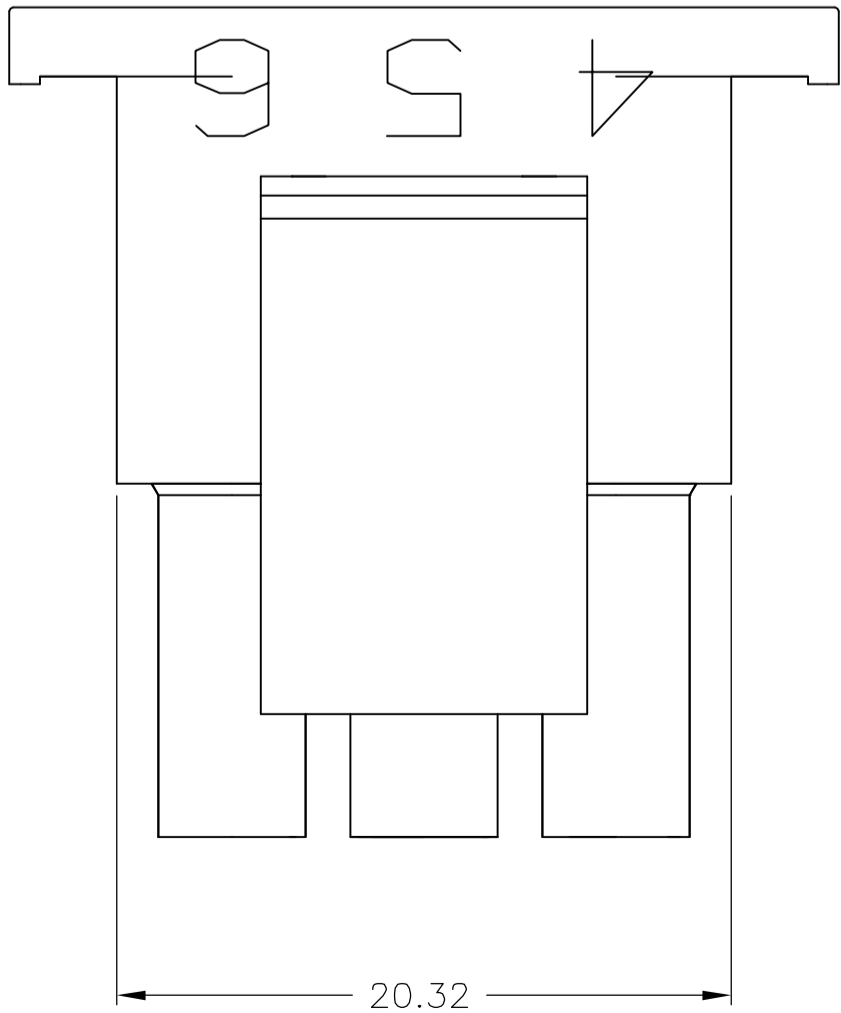
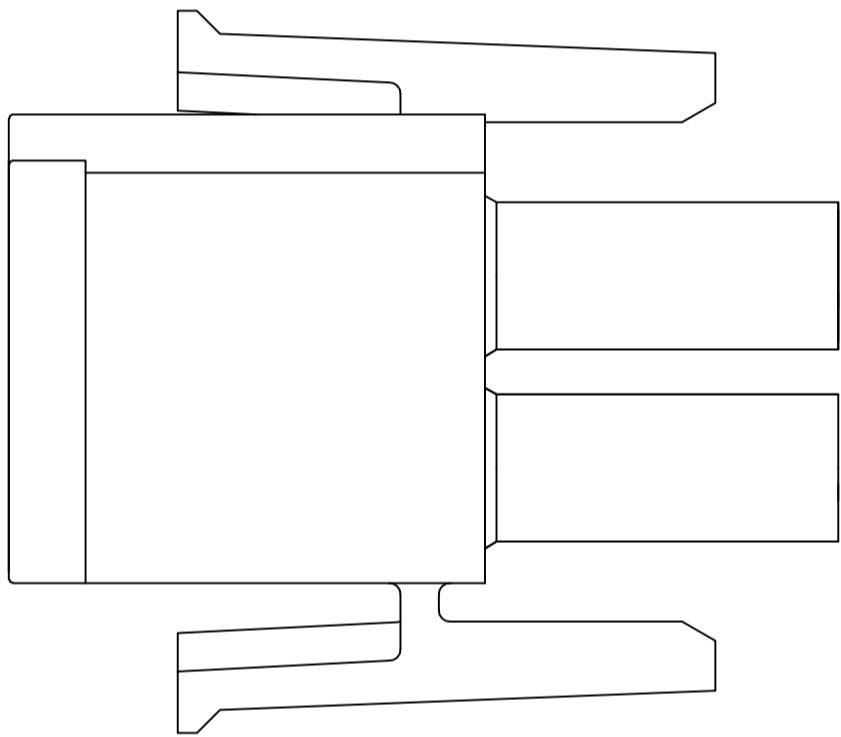
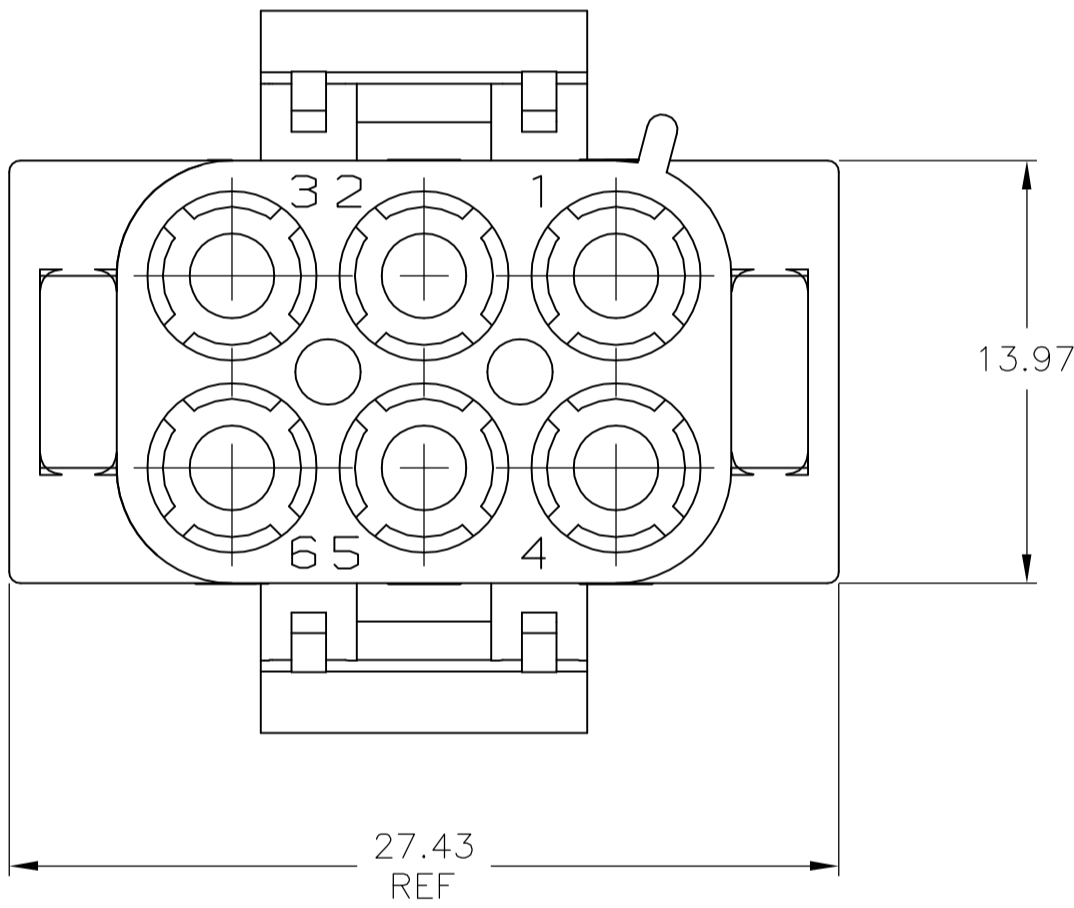
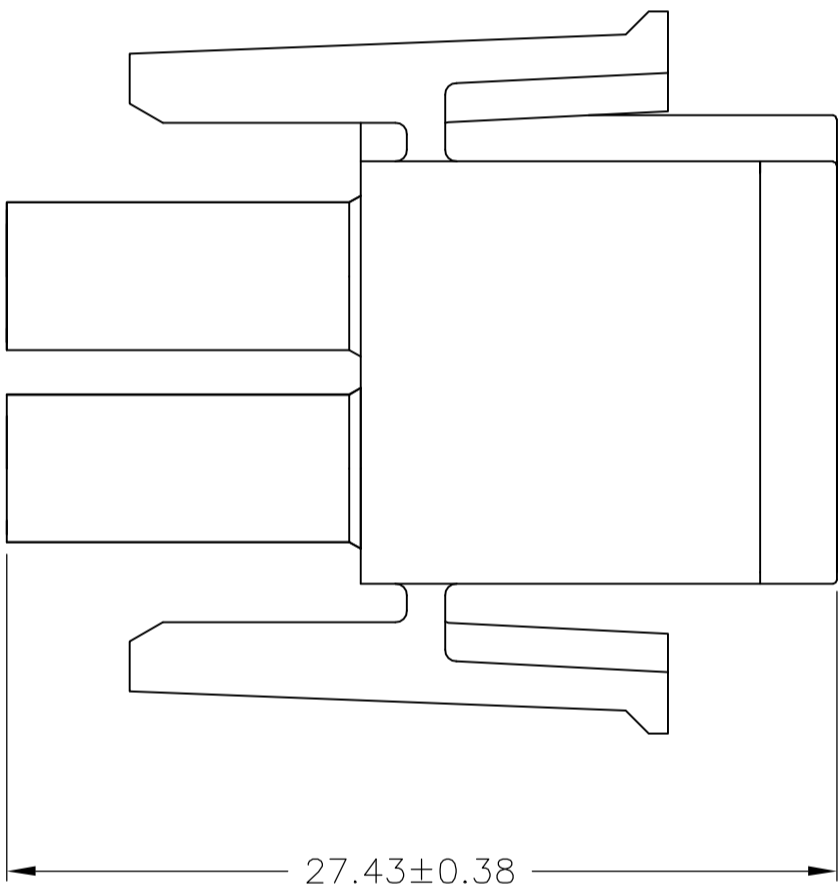
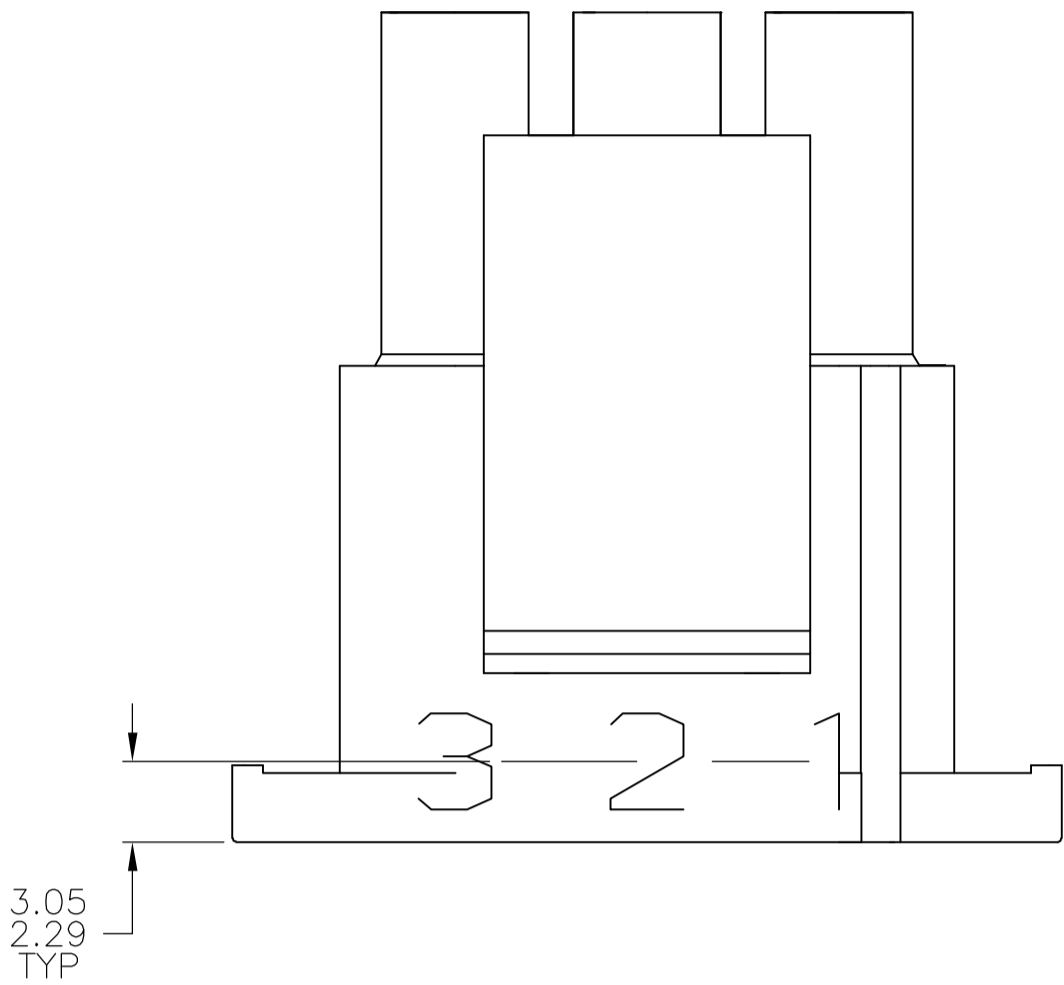
AMP 4805 REV 31MAR2000



THIS DRAWING IS A CONTROLLED DOCUMENT.		DWN K. WHITAKER	23MAR05	tyco Electronics		Tyco Electronics Corporation Harriaburg, PA 17105-3608	
		CHK S. RIDGILL	23MAR05				
DIMENSIONS:		APVD S. RIDGILL	23MAR05	NAME		PLUG, 6 CIRCUIT, UNIVERSAL MATE-N-LOK(TM)	
mm		PRODUCT SPEC		APPLICATION SPEC		RESTRICTED TO	
		TOLERANCES UNLESS OTHERWISE SPECIFIED:		WEIGHT		SCALE	
		0 PLC ± -		—		4:1	
		1 PLC ± -		—		SHEET	
		2 PLC ± 0.13		—		1 OF 2	
		3 PLC ± -		—		REV	
		4 PLC ± -		—		AP	
		ANGLES ± 0.30°		—			
FINISH		—		—			
MATERIAL		NYLON,UL 94V-2		CUSTOMER DRAWING			

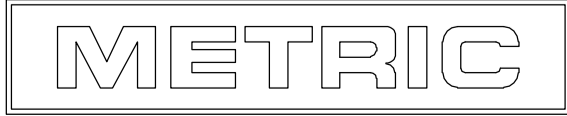
LOC	DIST	REVISIONS					
CM	00	P	LTR	DESCRIPTION	DATE	DWN	APVD
			—	SEE SHEET 1	—	—	—

1. STAMP NUMBERS 3.18 HIGH AT WIRE END OF HOUSING (12 POINT DAVID TYPE).
2. CHARACTERS TO BE POSITIONED ON HOUSING TO BE READ FROM WIRE END ONLY.
3. VIOLET,BLACK,BROWN,AND BLUE COLORED BLOCKS TO BE STAMPED WITH WHITE CHARACTERS. ALL OTHER COLORED BLOCKS TO BE STAMPED WITH BLACK CHARACTERS.



3.05	.120	27.43	1.080
2.29	.090	20.32	.800
0.38	.015	13.97	.550
0.13	.005	3.18	.125
MM	IN	MM	IN
CONVERSION TABLE			

AMP 4805 REV 31MAR2000



THIS DRAWING IS A CONTROLLED DOCUMENT.				DWN K. WHITAKER	23MAR05	tyco Electronics		Tyco Electronics Corporation Harriaburg, PA 17105-3608	
				CHK S. RIDGILL	23MAR05				
DIMENSIONS: mm		TOLERANCES UNLESS OTHERWISE SPECIFIED:		APVD S. RIDGILL	23MAR05	NAME	PLUG, 6 CIRCUIT, UNIVERSAL MATE-N-LOK(TM)		
		0. PLC ± -		PRODUCT SPEC		RESTRICTED TO			
		1. PLC ± -							
		2. PLC ± 0.13							
		3. PLC ± -							
4. PLC ± -		4. ANGLES ± 0°30'		APPLICATION SPEC		SIZE	CAGE CODE	DRAWING NO	
MATERIAL		FINISH		WEIGHT		A1		00779	C=480704
				CUSTOMER DRAWING		SCALE		4:1	SHEET
								2	OF
								REV	AP