

# Shell Solar

## Product Information Sheet

### Shell SP65 Photovoltaic Solar Module

#### General

The Shell SP65 module contains 36 series connected 125 x 125 mm PowerMax® mono-crystalline silicon solar cells.

The Shell SP65 can generate a peak power of 65 watts at 16.5 volts.

The Shell SP65 solar module has been designed for grid connected, rural, and industrial applications.

#### Qualifications and Certificates

The Shell SP65 solar module meets the following requirements:

- IEC 61215
- UL - Listing 1703
- FM approved
- TÜV Isolation Class II




All Shell Solar modules are produced in EN-ISO 9001 certified factories.

#### Limited Warranties

- Peak Power for 25 years
- Product workmanship for 2 years

#### Shell SP65 Module



#### Junction Box


The junction box provides a high quality, dust protected and splash proof IP44-rated housing. The housing contains a rigid connection block with screw terminals and by-pass diodes providing "hot spot" protection for the solar cells.

##### ProCharger™-CR Junction Box

Maximum conductor cross-section: 4 mm<sup>2</sup>

Type of protection: IP44

Number of by-pass diodes: 2



#### Benefits

- PowerMax® mono-crystalline solar cells deliver maximum power output even under reduced light conditions providing more power where space is a limitation.
- The surface of the PowerMax® cell has a pyramidal textured surface to enable more light absorption and deliver exceptional efficiency.
- Highly transparent tempered glass delivers more power and ensures high impact resistance and protection against hail, snow, ice and storms.
- Nearly 300MW of cumulative installed experience has been applied to the evolution of our mono-crystalline range to ensure that our products have a long and reliable service life backed by a 25 year warranty.



**ELECTRICAL EQUIPMENT,  
CHECK WITH YOUR INSTALLER**

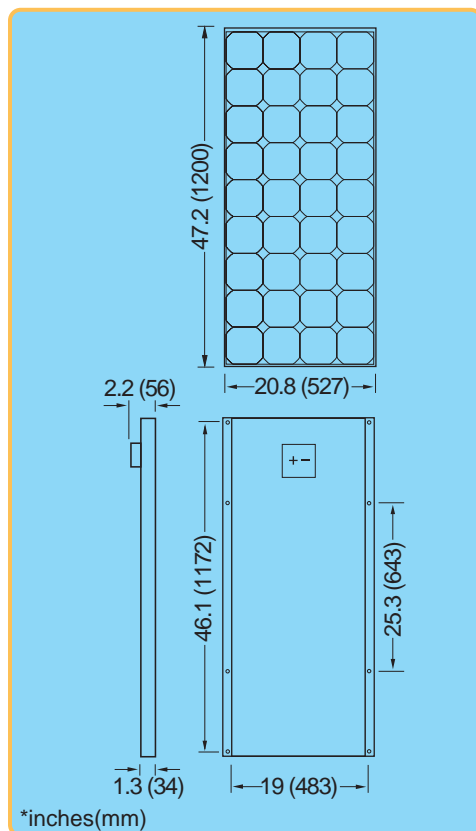
Due to continuous research and product improvement the specifications in this Product Information Sheet are subject to change without notice. Specifications can vary slightly. For installation and operation instructions, see the applicable manuals. No rights can be derived from this Product Information Sheet and Shell Solar assumes no liability whatsoever connected to or resulting from the use of any information contained herein.



# Shell SP65 Photovoltaic Solar Module

## Mechanical Specifications Module

A torsion and corrosion-resistant anodized aluminium frame ensures dependable performance, even under harsh weather conditions. Pre-drilled mounting holes are provided for ease of installation.



Outside dimensions (in)	47.2 x 20.8
Thickness (inc. junction box) (in)	2.2
Thickness (exc. junction box) (in)	1.3
Weight (lbs)	16.7

For installation instructions, please refer to the **Installation Manual** which is available from Shell Solar.

## Electrical Characteristics

### Data at Standard Test Conditions (STC)

STC: irradiance level 1000W/m<sup>2</sup>, spectrum AM 1.5 and cell temperature 25°C.

Rated power	P <sub>r</sub>	65W
Peak power	P <sub>mpp</sub>	65W
Peak power voltage	V <sub>mpp</sub>	8.25*/16.5V
Peak power current	I <sub>mpp</sub>	7.9*/3.95A
Open circuit voltage	V <sub>oc</sub>	10.7*/21.4V
Short circuit current	I <sub>sc</sub>	9.0*/4.5A
Series fuse rating		15A
Minimum peak power	P <sub>mpp min</sub>	60W

The abbreviation 'mpp' stands for Maximum Power Point.

### Typical data at Nominal Operating Cell Temperature (NOCT) conditions

NOCT: 800W/m<sup>2</sup> irradiance level, AM 1.5 spectrum, wind velocity 1m/s, T<sub>amb</sub> 20°C

Temperature	T <sub>NOCT</sub>	45°C
Mpp power	P <sub>mpp</sub>	46.6W
Mpp voltage	V <sub>mpp</sub>	7.45*/14.9V
Open circuit voltage	V <sub>oc</sub>	9.75*/19.5V
Short circuit current	I <sub>sc</sub>	7.2*/3.6A

\*The Shell SP65 may be reconfigured in the field for 6V operation

### Typical data at low irradiance

The relative reduction of module efficiency at an irradiance of 200W/m<sup>2</sup> in relation to 1000W/m<sup>2</sup> both at 25°C cell temperature and AM 1.5 spectrum is 10%.

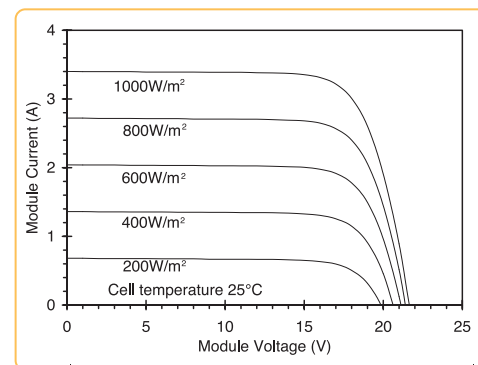
### Temperature coefficients

α P <sub>mpp</sub>	-0.45 %/°C
α V <sub>mpp</sub>	-76 mV/°C
α I <sub>sc</sub>	+2 mA/°C
α V <sub>oc</sub>	-76 mV/°C

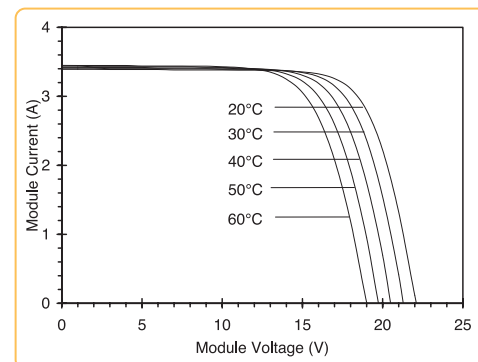
Maximum system voltage: 600 Vdc

## Typical I/V Characteristics

The I/V graph below shows the typical performance of the solar module at various levels of irradiance.



The I/V graph below shows the typical performance of the solar module at various cell temperatures.



References in this Product Information Sheet to 'Shell Solar' are to companies and other organizational entities within the Royal Dutch/Shell Group of Companies that are engaged in the photovoltaic solar energy business. Shell Solar was set up in 1999 and has its principal office in Amsterdam, the Netherlands.

For further information on all Shell Solar products contact:

**Shell Solar**  
4650 Adohr Lane, Camarillo CA 93012  
805-482-6800 Fax 805-388-6395  
Web [www.shellsolar.com](http://www.shellsolar.com)

V2/SP65/11/02/US  
024415

