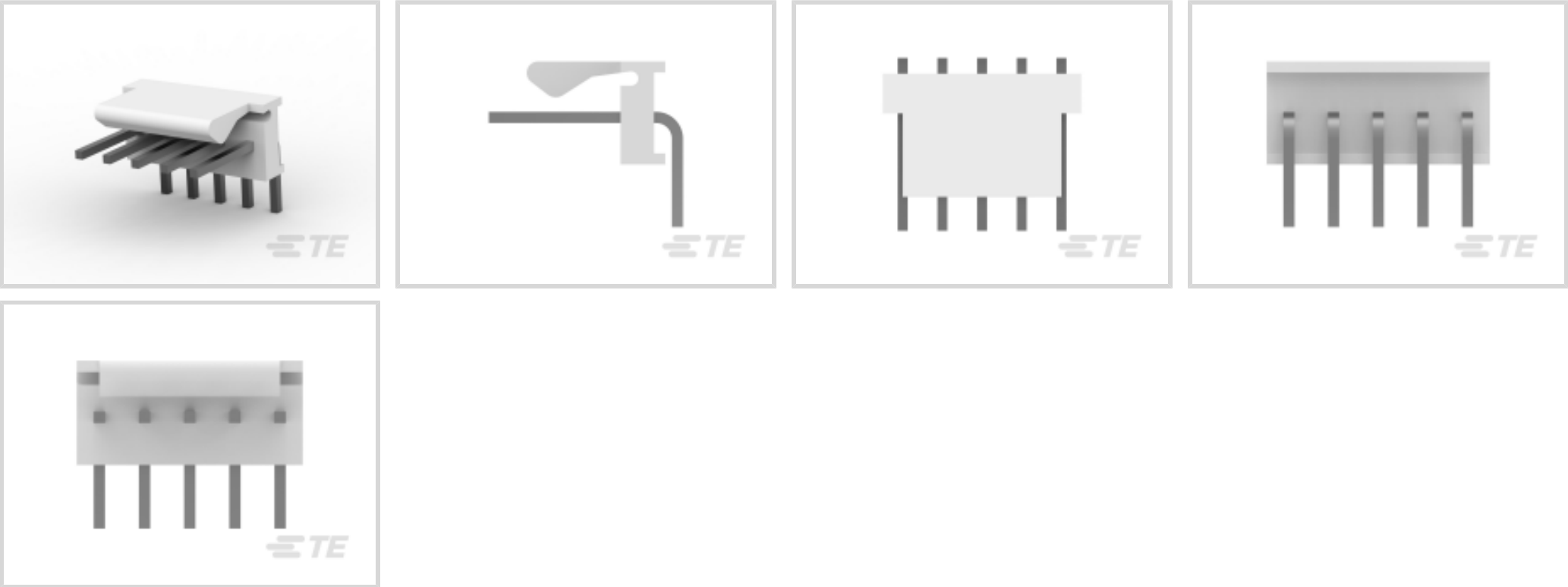




Connectors > PCB Connectors > Wire-to-Board Connectors > Wire-to-Board Headers & Receptacles



PCB Connector Assembly Type: **PCB Mount Header**  
PCB Mount Orientation: **Right Angle**  
Connector System: **Wire-to-Board**  
Number of Positions: **5**  
Centerline (Pitch): **2.54 mm [.1 in]**

Features

Product Type Features

PCB Connector Assembly Type	PCB Mount Header
Connector System	Wire-to-Board
Header Type	Unshrouded
Sealable	No
Connector & Contact Terminates To	Printed Circuit Board

Configuration Features

PCB Mount Orientation	Right Angle
Number of Positions	5
Number of Rows	1

Contact Features

Contact Shape	Square
Contact Underplating Material	Nickel
PCB Contact Termination Area Plating Material	Tin
Contact Base Material	Copper Alloy



Contact Mating Area Plating Material	Tin
Contact Mating Area Plating Material Thickness	3.81 μm[150 μin]
Contact Type	Pin
Contact Current Rating (Max)	5 A

Termination Features

Termination Post & Tail Length	3.56 mm[.14 in]
Termination Method to Wire & Cable	Solder
Termination Method to Printed Circuit Board	Through Hole - Solder

Mechanical Attachment

Mating Alignment	Without
Panel Mount Feature	Without
Mating Retention Type	Friction Lock
PCB Mount Alignment	Without
Mating Retention	With
PCB Mount Retention	Without
Connector Mounting Type	Board Mount

Housing Features

Centerline (Pitch)	2.54 mm[.1 in]
Housing Color	Natural
Housing Material	Polyester - GF

Dimensions

Connector Height	7.87 mm[.31 in]
PCB Thickness (Recommended)	1.6 mm[.063 in]

Usage Conditions

Operating Temperature Range	-55 – 105 °C[-67 – 221 °F]
-----------------------------	----------------------------

Operation/Application

Circuit Application	Signal
---------------------	--------

Industry Standards

UL Flammability Rating	UL 94V-0
------------------------	----------

Packaging Features

Packaging Quantity	1
Packaging Method	Package



Product Compliance

For compliance documentation, visit the product page on TE.com>

EU RoHS Directive 2011/65/EU	Compliant
EU ELV Directive 2000/53/EC	Compliant
China RoHS 2 Directive MIIT Order No 32, 2016	No Restricted Materials Above Threshold
EU REACH Regulation (EC) No. 1907/2006	Current ECHA Candidate List: JUL 2019 (201) Candidate List Declared Against: JAN 2019 (197)
Halogen Content	Not Low Halogen - contains Br or Cl > 900 ppm.
Solder Process Capability	Wave solder capable to 265°C

Product Compliance Disclaimer


This information is provided based on reasonable inquiry of our suppliers and represents our current actual knowledge based on the information they provided. This information is subject to change. The part numbers that TE has identified as EU RoHS compliant have a maximum concentration of 0.1% by weight in homogenous materials for lead, hexavalent chromium, mercury, PBB, PBDE, DBP, BBP, DEHP, DIBP, and 0.01% for cadmium, or qualify for an exemption to these limits as defined in the Annexes of Directive 2011/65/EU (RoHS2). Finished electrical and electronic equipment products will be CE marked as required by Directive 2011/65/EU. Components may not be CE marked. Additionally, the part numbers that TE has identified as EU ELV compliant have a maximum concentration of 0.1% by weight in homogenous materials for lead, hexavalent chromium, and mercury, and 0.01% for cadmium, or qualify for an exemption to these limits as defined in the Annexes of Directive 2000/53/EC (ELV). Regarding the REACH Regulations, TE’s information on SVHC in articles for this part number is still based on the European Chemical Agency (ECHA) ‘Guidance on requirements for substances in articles’(Version: 2, April 2011), applying the 0.1% weight on weight concentration threshold at the finished product level. TE is aware of the European Court of Justice ruling of September 10th, 2015 also known as O5A (Once An Article Always An Article) stating that, in case of ‘complex object’, the threshold for a SVHC must be applied to both the product as a whole and simultaneously to each of the articles forming part of its composition. TE has evaluated this ruling based on the new ECHA “Guidance on requirements for substances in articles” (June 2017, version 4.0) and will be updating its statements accordingly.

Compatible Parts



TE Part # 1375820-5  
CST-100 II HOUSING 5  
POS

Also in the Series | MTA 100



PCB Connector Covers  
(107)




PCB Connector Keying(1)



Standard Rectangular  
Connectors(1730)



Wire-to-Board Connector  
Contacts(18)



Wire-to-Board Headers &  
Receptacles(1207)

Customers Also Bought



TE Part #5747840-4  
HD-20 PLUG RA .318 FMS  
BD-LK 4



TE Part #5103309-1  
A/L LOW PRO HDR 10P  
VERT BLACK



TE Part #3-640441-5  
05P MTA100 CONN ASSY  
WHT




TE Part #640389-2  
02P MTA156 HDR ASSY  
SQ R/A F/L




TE Part #640457-3  
03P MTA100 HDR ASSY  
SQ R/A F/L




TE Part #5520425-3  
MJ,TE,6P/6C,BULK PAC



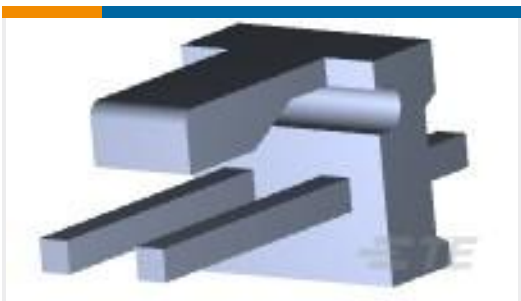
TE Part #640457-2  
02P MTA100 HDR ASSY  
SQ R/A F/L



TE Part #640445-3  
03P MTA156 HDR ASSY FL  
/STR SN



TE Part #640457-4  
04P MTA100 HDR ASSY  
SQ R/A F/L



TE Part #640445-2  
02P MTA156 HDR ASSY FL  
/STR SN

Documents



Product Drawings

05P MTA100 HDR ASSY SQ R/A F/L

English

CAD Files

Customer View Model

ENG\_CVM\_640457-5\_S.2d\_dxf.zip

English

Customer View Model

ENG\_CVM\_640457-5\_S.3d\_igs.zip

English

Customer View Model

ENG\_CVM\_640457-5\_S.3d\_stp.zip

English

3D PDF

English

Datasheets & Catalog Pages

MTA, CST-100 II, SL-156 and AMP Economy Power (EP) Connectors

English

Product Environmental Compliance

MD\_640457-5\_09192017027\_dmtec

English

MD\_640457-5\_09192017027\_dmtec

English

Agency Approvals

CSA Certificate

English